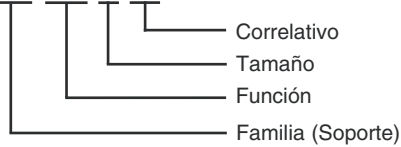




# Soportes para luminarias

Materiales para áreas clasificadas

**KS BC 1 01**





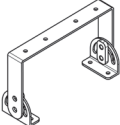
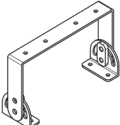


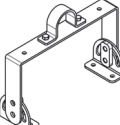
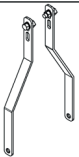
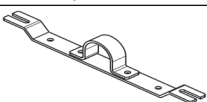
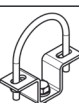
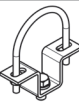

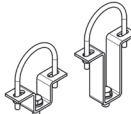
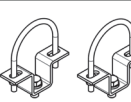
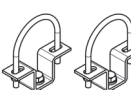
## FUNCIONES

- PD: Pendiente
- CR: Cielo raso
- BP: Brazo pared
- CL: Columna
- BC: Basculante
- CB: Columna basculante
- PV: Poste vertical
- PC: Perfil caño
- BR: Brida

## MATRIZ DE APLICACION

SOPORTES \ LUMINARIA	EXPR1 150	EXPR1 2	EPRL	EXAFR	EXAFR LED	XAFR	FE	EXAI / 2 / 3 / 4	EXAI V / M / S / H	EXPMH	EXPC	EDAPR	EXAI 1
GGPC 17 a 97													
GU 13 a 93													
KS BC 027	●	●	●										
KS BC 028	●	●	●										
KS BC 029								●					
KS BC 031									●				
KS CB 035	●	●	●										
KS CL 503								●					
KS CL 015	●												
KS CL 517							●						
KS CL 617							●						
KS CL 519				●									
KS CL 619				●									
KS CL 521						●							
KS CL 621						●							
KS CR 005	●		●										
KS CR 007							●						
KS CR 008							●						
KS CR 009				●									
KS CR 010				●									
KS CR 011						●							
KS CR 012													●
KS CR 013					●								
KS CR 014					●								
KS CR 015		●											
KS CR 016		●											
KS PD 001	●		●	●		●							
KS PV 537								●	●	●		●	
KS PV 637								●	●	●		●	

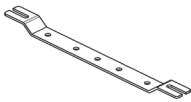


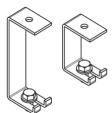
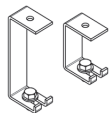
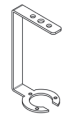
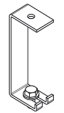
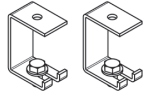
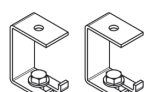
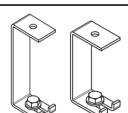
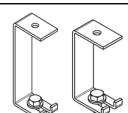

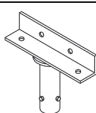
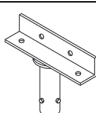
**CODIGOS**

Código	Descripción	Imagen	Usado en
GGPC 17 a 97	Grampa tipo ángulo recto galvanizado en caliente para caño 1/2" a 4"		Sujeción de conduit
GU 13 a 93	Kit grampa tipo u para caño 1/2" a 4"		Sujeción de conduit
KS BC 027	Kit soporte basculante con tornillos		EPRL
			EXPRL
KS BC 028	Kit soporte basculante de acero inoxidable con tornillos		EPRL
			EXPRL
KS BC 029	Kit soporte para luminaria incandescente con tornillos		EXAI 2, 3, 4
KS BC 031	Kit soporte para luminaria descarga con tornillos		EXAIV/M/S/H
KS CB 035	Kit soporte basculante para caño 2" con tornillos		EXPRL
			EPRL 3
KS CL 503	Kit soporte luminaria para extremo de columna con tornillos		EXAI 2, 3, 4
KS CL 015	Kit soporte para brazo columna de 2" x 2 unidades		EXPRL 150
KS CL 517	Kit soporte para brazo columna de 1 1/2" M 8 x 2 unidades		FE
KS CL 617	Kit soporte para brazo columna de 2" M 8 x 2 unidades		FE
KS CL 519	Kit soporte para brazo columna de 1 1/2" RW 3/8		EXAFR
KS CL 619	Kit soporte para brazo columna de 2" RW 3/8		EXAFR
KS CL 521	Kit soporte para brazo columna de 1 1/2" RW 3/8		XAFR
KS CL 621	Kit soporte para brazo columna de 2" RW 3/8		XAFR



## Soportes para luminarias

*Materiales para áreas clasificadas*

Código	Descripción	Imágen	Usado en
KS CR 005	Kit soporte plano para cielo raso x 2 unidades		EXPRL 150
			EPRL 3
KS CR 007	Kit soporte para cielo raso M 8 x 2 unidades		FE
KS CR 008	Kit soporte acero inoxidable para cielo raso M 8 x 2 unidades		FE
KS CR 009	Kit soporte para cielo raso RW 3/8		EXAFR
KS CR 010	Kit soporte acero inoxidable para cielo raso RW 3/8		EXAFR
KS CR 011	Kit soporte para cielo raso		EXAFR
KS CR 012	Kit soporte para cielo raso		EXAI 1
KS CR 013	Kit soporte para cielo raso. Tornillos W 3/8 x 2 unidades		EXAFR LED
KS CR 014	Kit soporte acero inoxidable para cielo raso. Tornillos W 3/8 x 2 unidades		EXAFR LED
KS CR 015	Kit soporte para cielo raso. Tornillos W 3/8 x 2 unidades		EXPRL 2
KS CR 016	Kit soporte acero inoxidable para cielo raso. Tornillos W 3/8 x 2 unidades		EXPRL 2
KS PD 001	Kit soporte cancamo x 4 unidades. Rosca W 3/8 ojal diámetro 25		EPRL 3
			EXPRL 150
			EXAFR
KS PV 537	Kit soporte para poste 1 1/2'' con tornillos		EXAI 2-3-4
			EXAIV/M/S/H
			EXPMH
			EDAPR
KS PV 637	Kit soporte para poste 2'' con tornillos		EXAI 2-3-4
			EXAIV/M/S/H
			EDAPR